

EN

ArcBoxTM

solar connector enclosure



NEW

don't let a mistake
turn into a disaster



Reducing Fire Risks in Solar PV

The number of solar installations is growing fast and with it the risk that mistakes assembling DC connectors lead to fires. Simple errors in installation that can cause an arc fault to develop include: poorly crimped joints, cross-mating connectors from different manufacturers, assembling electrodes while wet and incomplete insertion that doesn't engage the connector locking mechanism.

The ArcBox enclosure simply snaps around a DC connector to ensure that if an arc ever occurs it is safely contained and doesn't spread to combustible materials in or around the solar installation. The effectiveness of the product has been independently verified by the KIWA fire test laboratory and Loughborough University.

- BIPV
- Combustible Roofs
- High-Consequence Locations

BIPV solar installations are one application for the ArcBox since DC cabling is installed near combustible building materials. Flat roof solar installations above roof coverings such as single ply membrane or asphalt is another. Some buildings, if put out of use even temporarily, would have high knock-on consequences - hospitals, schools, care homes, and factories are applications where risks must be carefully controlled.

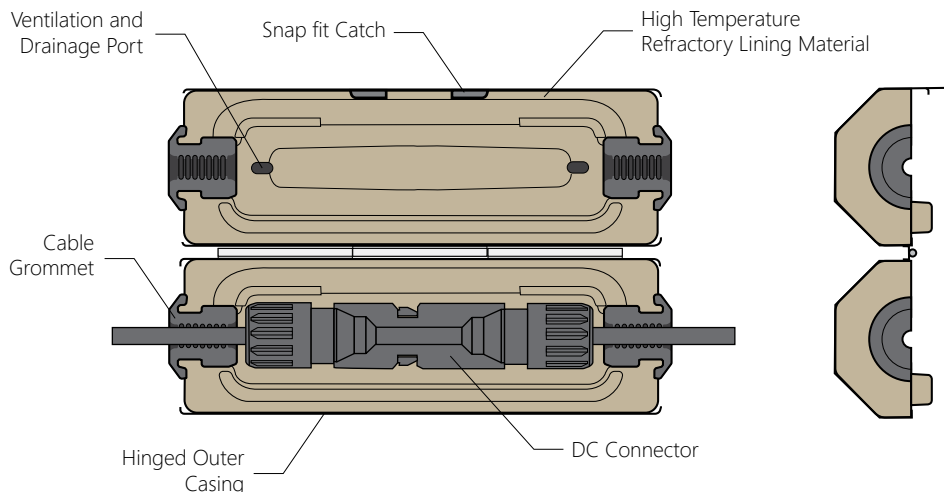
Specification

Length	mm	150
Width	mm	50
Height	mm	48
Weight	g	410
Ambient Temperature	°C	-40 +85
Conductor Size	mm ²	4


Certification

Independently tested by KIWA in accordance with NEN 6063 and with >5 minutes arcing without spread of fire to surrounding roofing materials.

Independently confirmed by the University of Loughborough Department of Engineering that temperature under load remains within connector manufacturer's guidelines.




1



Place MC4 connector into enclosure with cables laid in grommet

2



Snap the casing shut

3



Mounting bracket available for in-roof applications